

Neighbourhood Watch

A short guide of how to join in the movement



Valuing neighbourliness, inclusivity, community, resilience and being proactive to reduce crime or the fear of crime in our communities #letsstayconnected

Neighbourhood Watch Network is a Charitable Incorporated Organisation (CIO) registered in England and Wales, no: 1173349

What is Neighbourhood Watch?

- Neighbourhood Watch is the largest Crime Prevention volunteer organization in England and Wales, with over 2.3m members.
- We work within our local communities to increase the value of neighbourliness, community and resilience
- We help reduce crime and the fear of crime by providing crime prevention advice and acting upon it.
- We work in partnership with policing, councils and groups to achieve our goals

community



What are the basic roles?

- **Individual member**
 - receive updates and newsletters via our messaging service
- **Member of an existing scheme**
 - feel part of the community by joining other neighbours for a common objective
- **Coordinator - Start a scheme**
 - bring your neighbours together
 - build and strengthen your community
 - make your community more resilient
 - Liaises with community partners



The joining process

Become a
member

This will then enable you to choose to:

- Stay as an individual member
- Join a local scheme as a member
- Start a new scheme as a coordinator



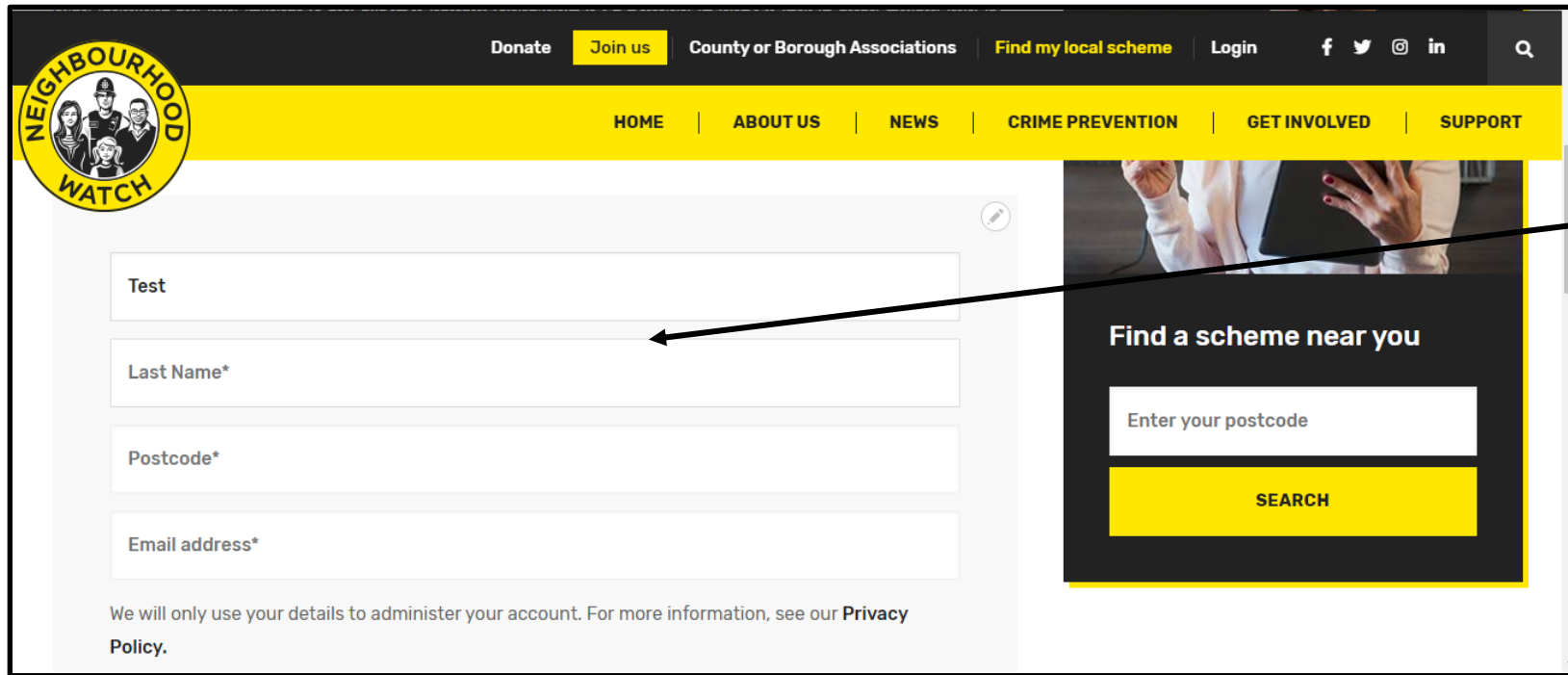
Visit

Visit www.ourwatch.org/join



Joining up through OurWatch website

- <https://www.ourwatch.org.uk/join>




The screenshot shows the 'Join us' page on the OurWatch website. The page has a black header with navigation links: 'Donate', 'Join us' (highlighted in yellow), 'County or Borough Associations', 'Find my local scheme', and 'Login'. There are also social media icons for Facebook, Twitter, Instagram, and LinkedIn. Below the header is a yellow navigation bar with links: 'HOME', 'ABOUT US', 'NEWS', 'CRIME PREVENTION', 'GET INVOLVED', and 'SUPPORT'. The main content area is white and contains a registration form with the following fields: 'Test' (with a placeholder), 'Last Name*', 'Postcode*', and 'Email address*'. Below the form is a link to the 'Privacy Policy'. To the right of the form is a dark grey sidebar with the heading 'Find a scheme near you', a 'Enter your postcode' input field, and a yellow 'SEARCH' button. A black arrow points from the 'Last Name*' field to a text box on the right.

Scroll down page and complete the fields, agree the privacy policy and then click to say you are not a robot



Complete 1st stage

You will receive this email
with the code to enter



Thank you Test
Please complete your registration


In order to complete your registration we have emailed you a verification code. Please check your inbox (or spam) and enter the code below.

Your email

[Resend code](#)

[I do not have access to my email at present](#)

VERIFY CODE



Neighbourhood Watch
| Join Us


Your passcode for
Neighbourhood
Watch registration

Hi Test,

Thank you for choosing to
join Neighbourhood Watch.
To complete your
registration process please
enter the following
passcode on the
registration page:



Completing your registration



Thank you Test
Please complete your registration

Your address

Please select your correct full address from this list:

Select your address ▼

[My address is not here](#)

Your details

Mobile number

Your mobile number

Landline number

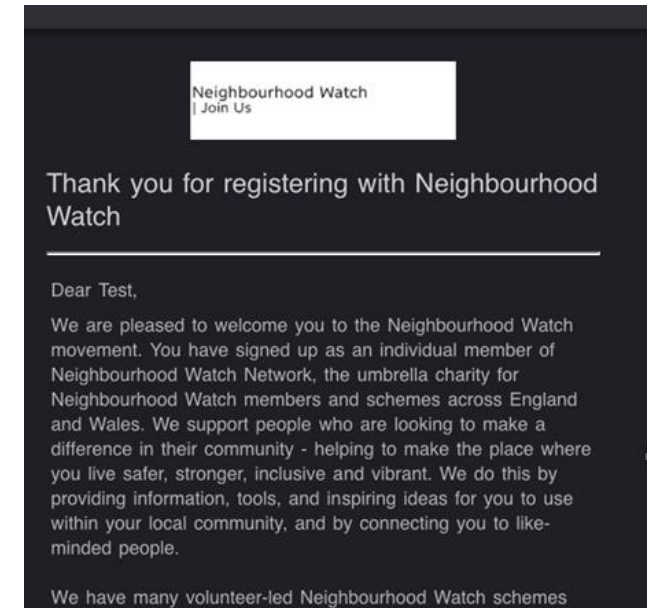
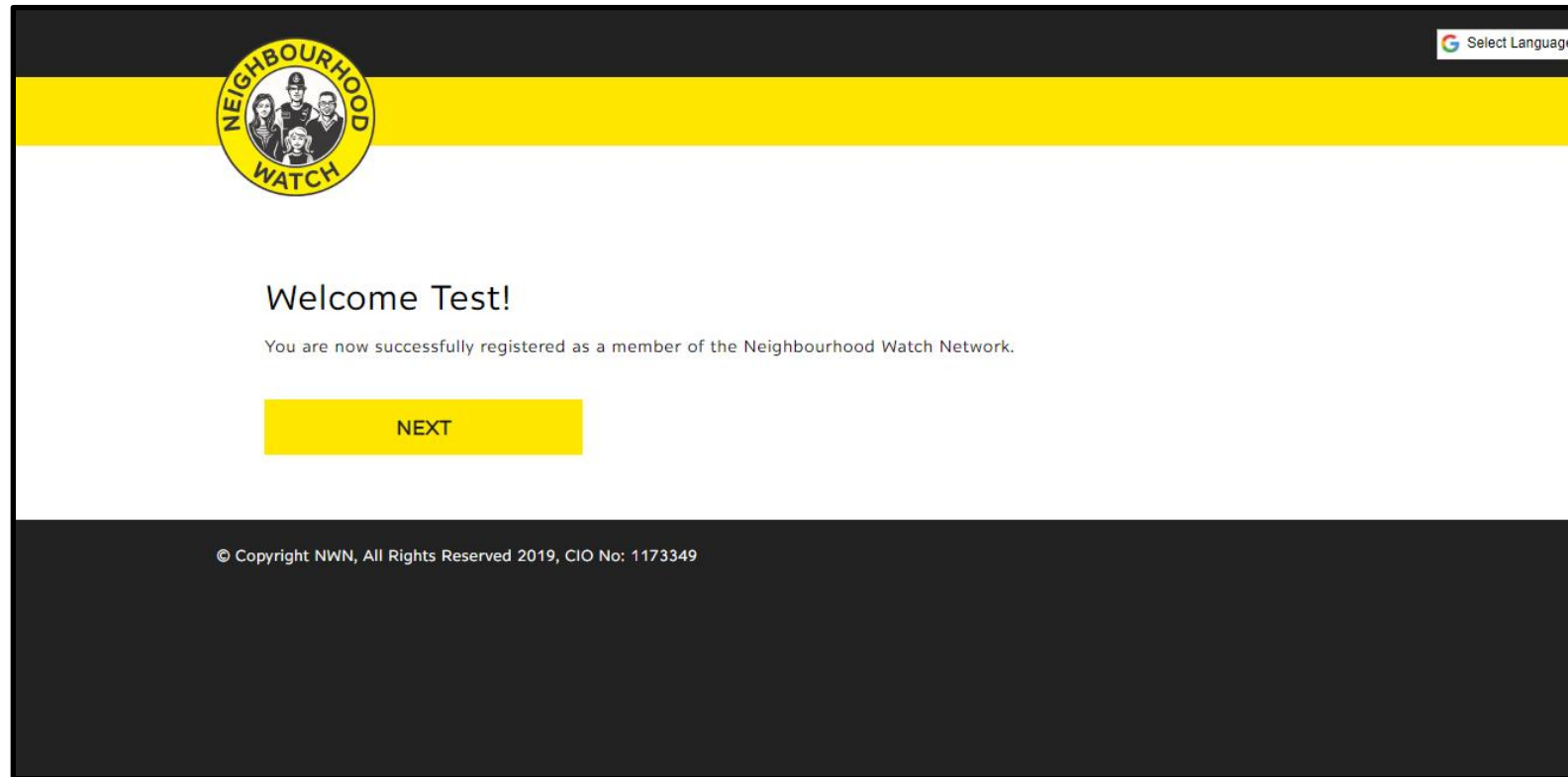
Your landline number

These will be useful to let you know if we struggle to get email through to you.


Complete the process by
filling in the fields



Registration complete – you are now a member



Choose your preferences to receive information



HOME OURWATCH WEBSITE EDIT DETAILS SCHEME ADMIN MESSAGES UNSUBSCRIBE LOG OUT

Receive messages from the police and other community partners

An essential and powerful element of Neighbourhood Watch is to receive messages from national partners and information providers. For us to join together, combat crime and build safer communities, we recommend you receive these local messages.

Only licenced Information Providers are able to send messages and you control if they are able to see your details or not.

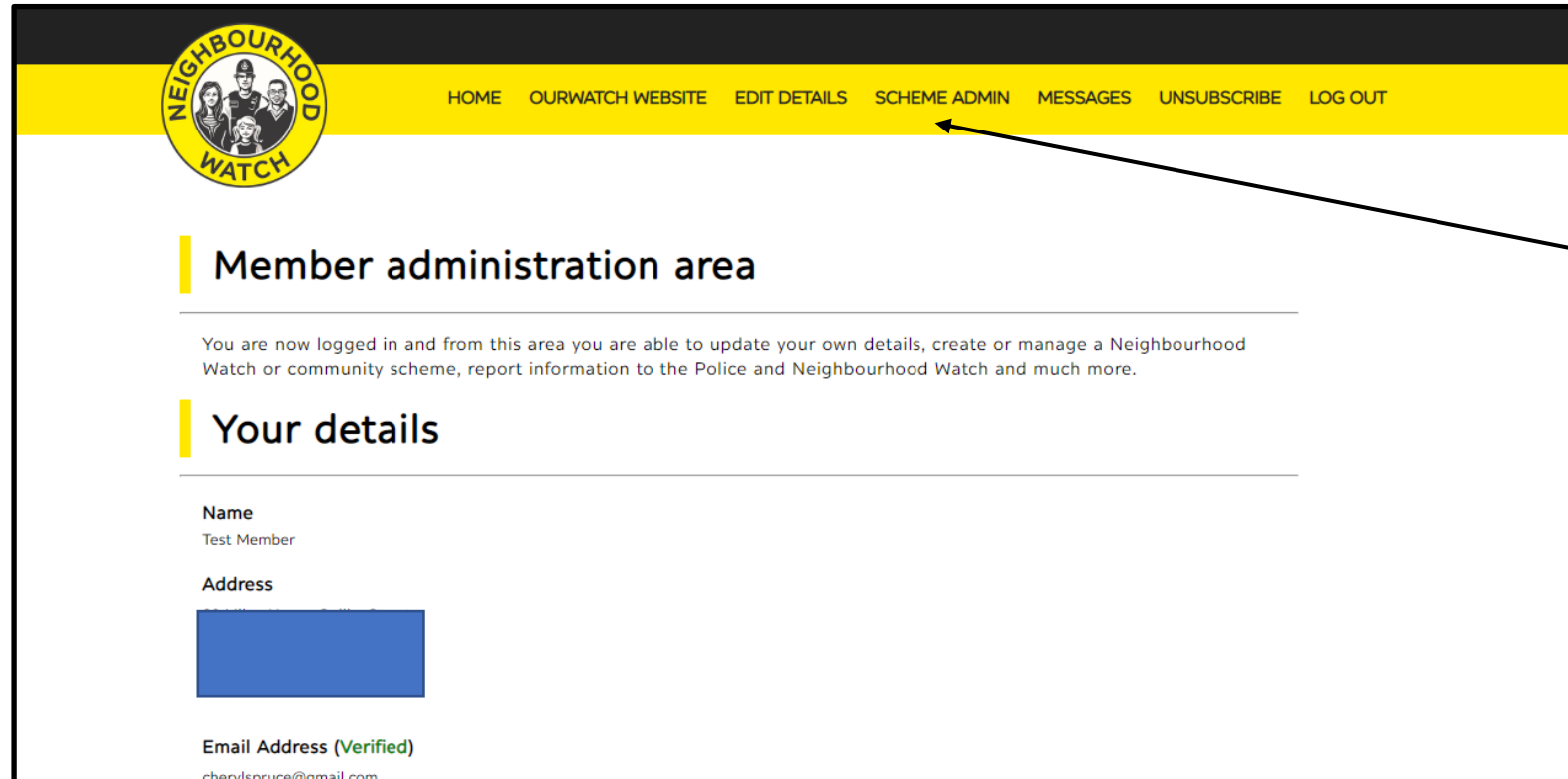
Available information providers

Below are the currently available information providers for you to receive information from. You will only receive information from the information providers you have selected.

- ☐ Fire & Rescue Service ([More information](#))
- ☐ Get Safe Online ([More information](#))
- ☒ Neighbourhood Watch ([More information](#))
- ☐ Office of the Police & Crime Commissioner ([More information](#))
- ☐ SGN (Gas Emergency Service) ([More information](#))
- ☐ The Police ([More information](#))
- ☐ Action Fraud (NFIB) ([More information](#))



Member Admin Area



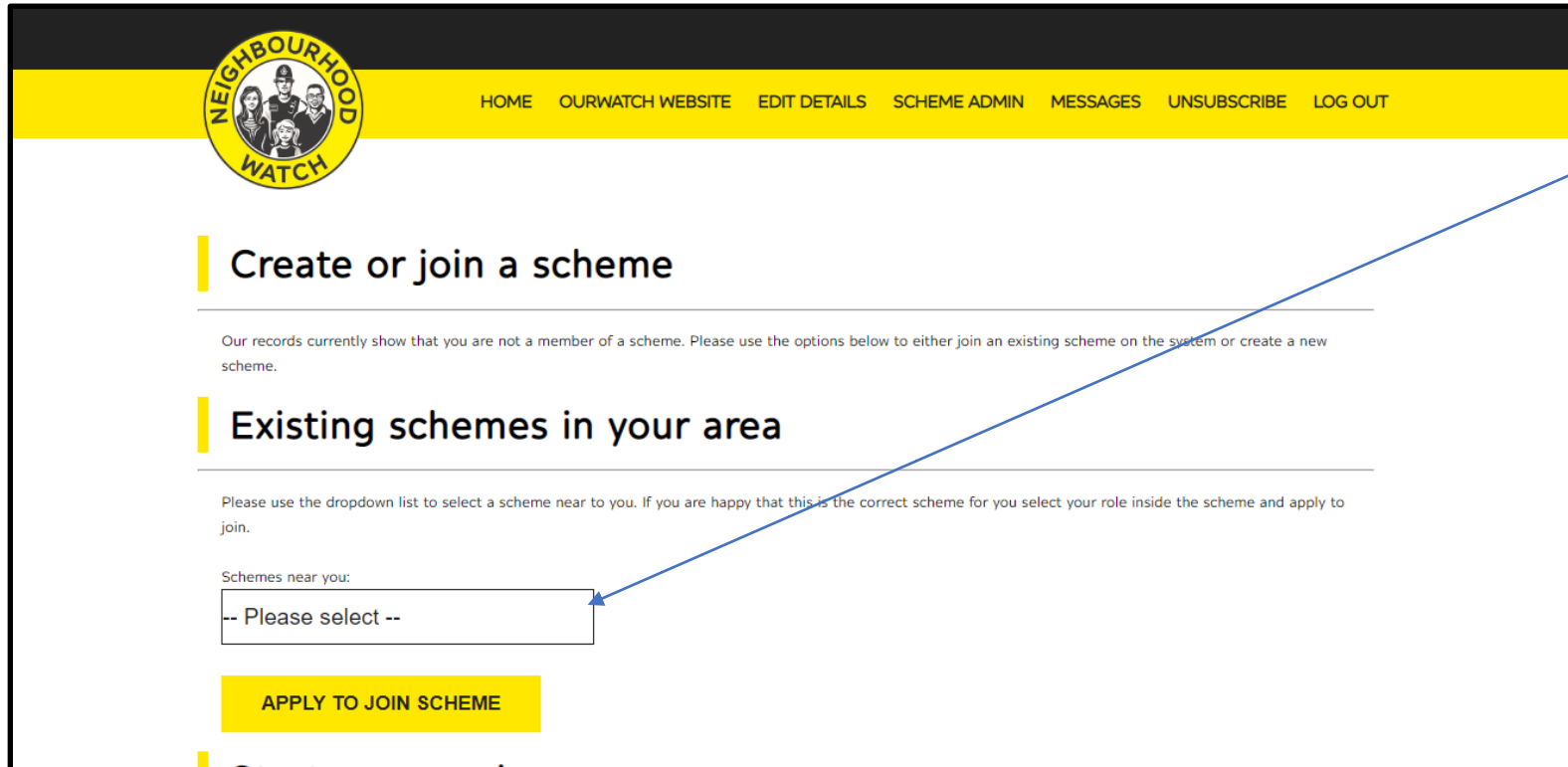
This is your member area.

Click on **SCHEME ADMIN** to join or start a scheme



Neighbourhood Watch Network is a Charitable Incorporated Organisation (CIO) registered in England and Wales, no: 1173349

Joining or create a scheme



NEIGHBOURHOOD WATCH

HOME OURWATCH WEBSITE EDIT DETAILS SCHEME ADMIN MESSAGES UNSUBSCRIBE LOG OUT

Create or join a scheme

Our records currently show that you are not a member of a scheme. Please use the options below to either join an existing scheme on the system or create a new scheme.

Existing schemes in your area

Please use the dropdown list to select a scheme near to you. If you are happy that this is the correct scheme for you select your role inside the scheme and apply to join.

Schemes near you:

-- Please select --

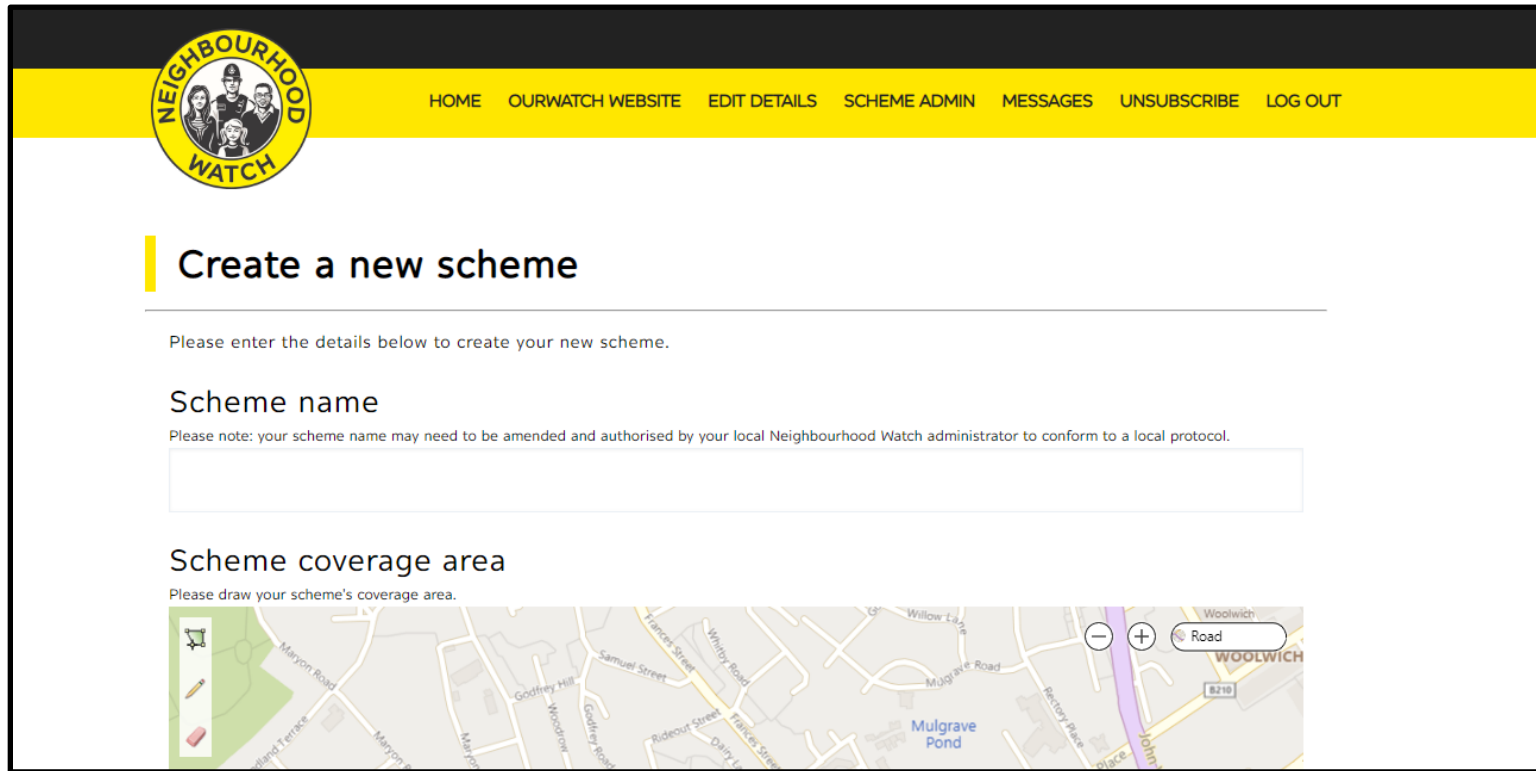
APPLY TO JOIN SCHEME

Click here to see a list of local schemes in your area – select scheme that you want to join and click **APPLY TO JOIN SCHEME**

Scroll down to start a scheme. At bottom click on **click here to start a new scheme**



Starting a new scheme



The screenshot shows the 'Create a new scheme' page on the Neighbourhood Watch website. The page has a yellow header with the Neighbourhood Watch logo on the left and navigation links (HOME, OURWATCH WEBSITE, EDIT DETAILS, SCHEME ADMIN, MESSAGES, UNSUBSCRIBE, LOG OUT) on the right. Below the header, the title 'Create a new scheme' is displayed. A note says 'Please enter the details below to create your new scheme.' There are two main sections: 'Scheme name' with a text input field and a note that the name may need to be amended, and 'Scheme coverage area' with a map of Woolwich. The map shows streets like Mayson Road, Samuel Street, and Mulgrave Road, with a green area highlighted for the scheme's coverage. A legend on the left of the map shows icons for a house, a pencil, and a red area.

Insert Scheme Name –
Road or area plus
postcode



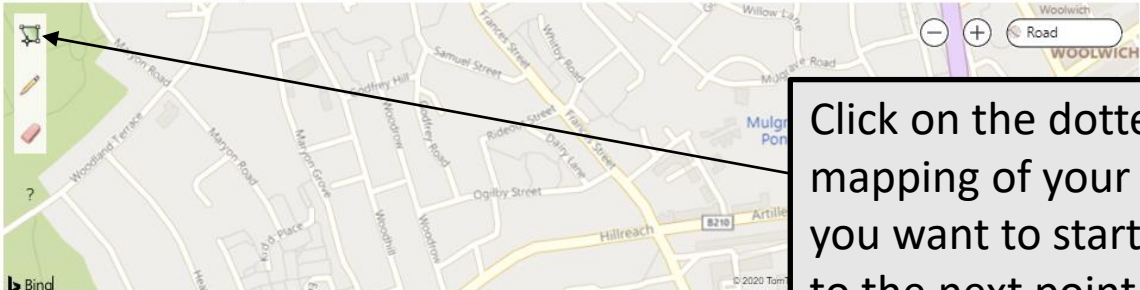
Mapping your scheme

Mapping your scheme means that users will be able to find your scheme using their postcode and your scheme will show on our website.

Please enter the details below to create your new scheme.

Scheme name
Please note: your scheme name may need to be amended and authorised by your local Neighbourhood Watch administrator to conform to a local protocol.

Scheme coverage area
Please draw your scheme's coverage area.



To draw your scheme coverage area, click the draw icon at the top left to begin drawing. Once finished, click the done icon. For more information, see [a video guide here](#).

Number of households covered by your scheme

Click on the dotted box to start your mapping of your scheme. Click where you want to start and drag the cursor to the next point to draw a box/shape that reflects your scheme area. Only cover the area that your scheme is in, if you only do one side of the road, then only select that one side.



Complete scheme registration

[a video guide here.](#)

Number of households covered by your scheme

Number of members

Start date of scheme if known (dd/mm/yy)

Scheme's next meeting date (dd/mm/yy)

Scheme website

Scheme description
Please input below a brief description of your scheme, including the names of streets that you cover.

Scheme visible

Complete the fields, add a scheme description about the scheme, not about you



Information about the coordinator


About You

Coordinator biography

Please enter a brief description below about yourself and your reason for starting the scheme. Please do not disclose personal information and contact details unless you are comfortable with them being displayed publically.

Coordinator photo

Please select a photo of the coordinator of the scheme.



Choose File | No file chosen

Show Coordinator details

☐ Show my details publically.

CREATE SCHEME

This is where you fill in about the coordinator. You can also choose not to have these details shown to the public.

Once completed click on **CREATE SCHEME**



Joining and adding a scheme is now complete



Valuing neighbourliness, inclusivity, community, resilience and being proactive to reduce crime or the fear of crime in our communities #letsstayconnected

Neighbourhood Watch Network is a Charitable Incorporated Organisation (CIO) registered in England and Wales, no: 1173349